

Installation Instruction

Model:20242
Input:AC100-240V
Power:2*3W



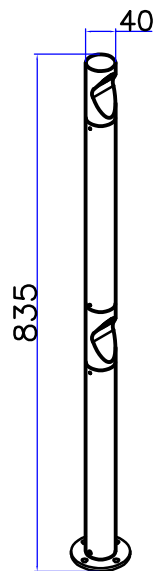
IP65

CREE

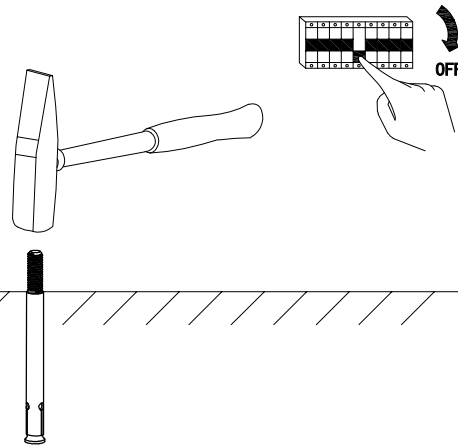
Safety Notice:

Please read this installation instruction before you install, and must install by professional. If do not follow installation instruction, maybe lead to damage, fire or body hurt.

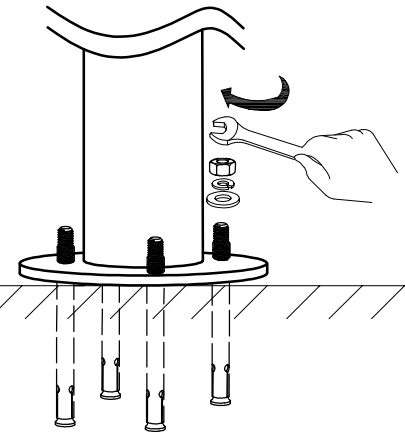
1. When use product, please pay attention to voltage.
2. Please use our local standard identification cable, and must be higher than product voltage and constant current.
3. Please power off before wiring or any operation.
4. If need to replace parts or repair, please ensure use specified parts of supplier and changed by supplier or other professional. If not be handled properly, it will lead to electric shock or other harmful effects.



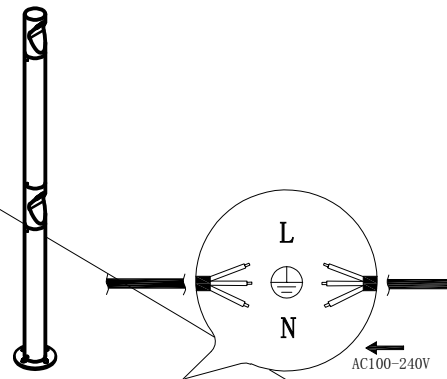
FLG-1




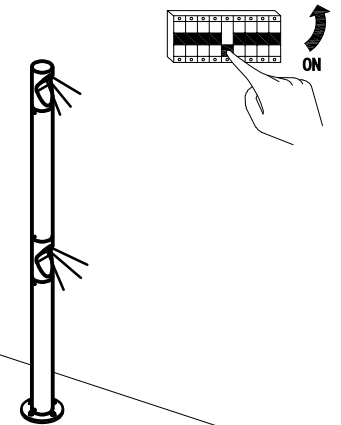
FLG-2



FLG-3



FLG-4



× 1

ACCESSORY BAG